

Tuen Mun District State of Crime Report for Tuen Mun District Council Meeting
Covering Period from December 2013 to January 2014
Submission by Tuen Mun Police District

I. GENERAL SITUATION

1. Overall Crime

Period	Total	Detection Rate (%)
DEC 2013 - JAN 2014	590	39.8%
DEC 2012 - JAN 2013	713	46.6%
Jan - Dec 2013	3,735	47.3%
Jan - Dec 2012	4,390	46.2%
Jan 2014	299	40.5%
Jan 2013	328	39.6%

- (1) There were 590 reported crimes in DEC 2013 - JAN 2014, a decrease of 17.3% compared with 713 in DEC 2012 - JAN 2013. The decrease in reported crimes was mainly in cases of :

- Triad Related Crimes (-38 / -74.5%);
- Miscellaneous Thefts (-37 / -21.6%);
- Violent Crime (-28 / -25%);
- Wounding and Serious Assault (-27 / -40.3%); and
- Shop Theft (-23 / -19.7%)

The offences that increased included :

- Technology Crimes (+19 / +118.8%);
- Deception (+16 / +35.6%);
- Debt Collection Related Crimes (+5 / +35.7%); and
- Missing Motor Vehicles (+4 / +200%)

- (2) The detection rate in DEC 2013 - JAN 2014 was 39.8%, compared with 46.6% in DEC 2012 - JAN 2013.

- (3) There were 3,735 reported crimes in Jan - Dec 2013, a decrease of 14.9% compared with 4,390 in Jan - Dec 2012. The overall crime situation remains stable.
- (4) The detection rate in Jan - Dec 2013 was 47.3%, compared with 46.2% in Jan - Dec 2012.
- (5) When comparing Jan – Dec 2013 with Jan - Dec 2012, the decrease in reported crimes was mainly due to the decrease in cases of :
- Miscellaneous Thefts (-247 / -22.8%);
 - Violent Crime (-132 / -15.1%);
 - Triad Related Crimes (-65 / -35.3%);
 - Debt Collection Related Crimes (-51 / -36.2%);
 - Burglary (-26 / -16.5%); and
 - Wounding and Serious Assault (-23 / -5.3%).

The offences with an increase include :

- Technology Crimes (+56 / +40.6%);
- Missing Motor Vehicles (+21 / +100%);
- Serious Narcotics Offences (+17 / +12.2%); and
- Snatching (+11 / +100%).

Please see the crime statistics table attached.

- (6) There were 299 reported crimes in Jan 2014, a decrease of 8.8% compared with 328 in Jan 2013.
- (7) The detection rate in Jan 2014 was 40.5%, compared with 39.6% in Jan 2013.
- (8) When comparing Jan with the same period in 2013, the decrease in reported crimes was mainly due to the decrease of :
- Miscellaneous Thefts (-16 / -20.3%);
 - Shop Theft (-14 / -24.1%);
 - Violent Crime (-8 / -15.1%); and
 - Wounding and Serious Assault (-7 / -21.2%).

The offences with an increase include :

- Technology Crimes (+9 / +100%);

- Deception (+6 / +20.7%); and
- Debt Collection Related Crimes (+5 / +125%).

2. **Violent Crime**¹

Period	Total	Detection Rate (%)
DEC 2013 - JAN 2014	84	51.2%
DEC 2012 - JAN 2013	112	63.4%
Jan - Dec 2013	743	65.7%
Jan – Dec 2012	875	69.4%
Jan 2014	45	64.4%
Jan 2013	53	60.4%

- (1) There were 84 Violent Crimes in DEC 2013 - JAN 2014, a decrease of 25% compared with 112 in DEC 2012 - JAN 2013.
- (2) The detection rate in DEC 2013 - JAN 2014 was 51.2%, compared with 63.4% in DEC 2012 - JAN 2013.
- (3) There were 743 Violent Crimes in Jan - Dec 2013, a decrease of 15.1% compared with 875 in Jan - Dec 2012.
- (4) The detection rate in Jan - Dec 2013 was 65.7%, compared with 69.4% in Jan - Dec 2012.
- (5) There were 45 Violent Crimes in Jan 2014, a decrease of 15.1% compared with 53 in Jan 2013.
- (6) The detection rate in Jan 2014 was 64.4%, compared with 60.4% in Jan 2013.

¹ Includes homicide, rape, indecent assault, wounding, serious assault, robbery, kidnapping, blackmail, criminal intimidation and arson.

II. SELECTED KEY CRIMES

1. All Robbery

Period	Total
DEC 2013 - JAN 2014	2
DEC 2012 - JAN 2013	4
Jan - Dec 2013	25
Jan – Dec 2012	32
Jan 2014	0
Jan 2013	2

- (1) There were 2 Robberies in DEC 2013 - JAN 2014, representing a decrease of 50% compared with 4 in DEC 2012 - JAN 2013.
- (2) One case occurred in a street and the other occurred inside a mobile telecom shop.
- (3) Overall there were 25 Robberies in Jan - Dec 2013, a decrease of 21.9% compared with 32 in Jan - Dec 2012.
- (4) There was no Robbery in Jan 2014, representing a decrease of 100% compared with 2 in Jan 2013.
- (5) Most of the stolen properties were mobile phones and handbags.

2. **Burglary**

Period	Total
DEC 2013 - JAN 2014	33
DEC 2012 - JAN 2013	36
Jan - Dec 2013	132
Jan - Dec 2012	158
Jan 2014	21
Jan 2013	18

- (1) There were 33 Burglaries in DEC 2013 - JAN 2014, a decrease of 8.3% compared with 36 in DEC 2012 - JAN 2013.
- (2) There were 132 Burglaries in Jan - Dec 2013, a decrease of 16.5% compared with 158 in Jan - Dec 2012.
- (3) There were 21 Burglaries in Jan 2014, an increase of 16.7% compared with 18 in Jan 2013.
- (4) Types of premises burgled between DEC 2013 - JAN 2014 : -

Premises Types	Tuen Mun Division	Castle Peak Division	Tuen Mun District
Village house	19	8	27
Public Estate/HOS	1	1	2
Private residential	2	1	3
Shop/Restaurant/Market	0	0	0
Commercial/Industrial	1	0	1
Others	0	0	0
Total	23	10	33

- (5) There has been a significant increase in the numbers of village houses burgled in both Tuen Mun and Castle Peak Divisions between December 2013 and January 2014 at Fu Tei Sheung Tsuen, Fuk Hang Tsuen, Siu Hang Tsuen and So Kwun Fat. Increased police patrols have been mounted and advice given to residents to improve security.

3. Wounding and Serious Assault

Period	Total
DEC 2013 - JAN 2014	40
DEC 2012 - JAN 2013	67
Jan - Dec 2013	411
Jan - Dec 2012	434
Jan 2014	26
Jan 2013	33

- (1) There were 40 Wounding and Serious Assault cases in DEC 2013 - JAN 2014, a decrease of 40.3% compared with 67 in DEC 2012 - JAN 2013.
- (2) Breakdown by causes of Wounding and Serious Assault for DEC 2013 - JAN 2014 :-

Period	Domestic / Family Violence	Triad Related	Minor Dispute	Unknown	Drunk / Emotion	Others	Total
DEC 2013 - JAN 2014	9	7	16	1	4	3	40
DEC 2012 - JAN 2013	16	11	29	7	3	1	67

- (3) There were 411 Wounding and Serious Assault cases in Jan - Dec 2013, a decrease of 5.3% compared with 434 in Jan - Dec 2012.
- (4) There were 26 Wounding and Serious Assault cases in Jan 2014, a decrease of 21.2% compared with 33 in Jan 2013.

4. Serious Narcotics Offences

Period	Total
DEC 2013 - JAN 2014	26
DEC 2012 - JAN 2013	30
Jan - Dec 2013	156
Jan - Dec 2012	139
Jan 2014	11
Jan 2013	13

Offenders Arrested for Serious Narcotics Offences

Period	Offenders Arrested for Serious Narcotics Offences		
	Total	Juveniles (Aged 10 - 15)	Young Persons (Aged 16 - 20)
DEC 2013 - JAN 2014	30	0	3
DEC 2012 - JAN 2013	38	0	7
Jan - Dec 2013	191	4	30
Jan - Dec 2012	173	3	31
Jan 2014	14	0	1
Jan 2013	15	0	3

- (1) There were 26 cases of Serious Narcotics Offences in DEC 2013 - JAN 2014, a decrease of 13.3% compared with 30 in DEC 2012 - JAN 2013.
- (2) There were 22 cases of Serious Narcotics Offences involving Psychotropic substances, a decrease of 21.4% compared with 28 cases in DEC 2012 - JAN 2013. There were 4 cases of Serious Narcotics Offences involving Heroin in DEC 2013 - JAN 2014, an increase of 100% compared with 2 cases in DEC 2012 - JAN 2013.
- (3) In DEC 2013 - JAN 2014, cases involving Heroin and Psychotropic substances accounted for 15.4% and 84.6% respectively of all Serious Narcotics Offences,

compared to 6.7% and 93.3% respectively in DEC 2012 - JAN 2013.

- (4) Ketamine is still the most popular drug abused in Hong Kong.
- (5) 30 offenders were arrested for Serious Narcotics Offences in DEC 2013 - JAN 2014, a decrease of 21.1% compared with 38 in DEC 2012 - JAN 2013.
- (6) No Juvenile (aged between 10 and 15) was arrested for Serious Narcotics Offences in DEC 2013 - JAN 2014, same as in DEC 2012 - JAN 2013. 3 Young Persons (aged between 16 and 20) were arrested for Serious Narcotics Offences in DEC 2013 - JAN 2014, a decrease of 57.1% compared with 7 in DEC 2012 - JAN 2013.
- (7) There were 156 cases of Serious Narcotics Offences in Jan - Dec 2013, an increase of 12.2% compared with 139 in Jan - Dec 2012.
- (8) 191 offenders were arrested for Serious Narcotics Offences in Jan - Dec 2013, an increase of 10.4% compared with 173 in Jan - Dec 2012.
- (9) 4 Juveniles (aged between 10 and 15) were arrested for Serious Narcotics Offences in Jan - Dec 2013, an increase of 33.3% compared with 3 in Jan - Dec 2012. 30 Young Persons (aged between 16 and 20) were arrested for Serious Narcotics Offences in Jan - Dec 2013, a decrease of 3.2% compared with 31 in Jan - Dec 2012.
- (10) There were 11 cases of Serious Narcotics Offences in Jan 2014, a decrease of 15.4% compared with 13 in Jan 2013.
- (11) 14 offenders were arrested for Serious Narcotics Offences in Jan 2014, a decrease of 6.7% compared with 15 in Jan 2013.
- (12) No Juveniles (aged between 10 and 15) was arrested for Serious Narcotics Offences in Jan 2014, same as in Jan 2013. One Young Person (aged between 16 and 20) was arrested for Serious Narcotics Offences in Jan 2014, a decrease of 66.7% compared with 3 in Jan 2013.

5. Theft Related Offences

- a) Snatching
- b) Pickpocketing
- c) Shop Theft
- d) Miscellaneous Theft
- e) Theft from Vehicle

f) Missing Motor Vehicles

Period	Snatching	Pickpocketing	Shop Theft	Theft from Vehicle	Miscellaneous Thefts	Missing Motor Vehicles
DEC 2013 – JAN 2014	6	14	94	7	134	6
DEC 2012 – JAN 2013	4	20	117	6	171	2
Jan – Dec 2013	22	68	568	53	835	42
Jan – Dec 2012	11	80	565	73	1,082	21
Jan 2014	1	9	44	2	63	1
Jan 2013	1	12	58	1	79	1

a) Snatching

There were 6 Snatching cases in DEC 2013 – JAN 2014, an increase of 50% compared with 4 in DEC 2012 – JAN 2013.

There were 22 Snatching cases in Jan – Dec 2013, an increase of 100% compared with 11 in Jan – Dec 2012.

There was one Snatching case in Jan 2014, same as in Jan 2013.

b) Pickpocketing

There were 14 Pickpocketing cases in DEC 2013 – JAN 2014, a decrease of 30% compared with 20 in DEC 2012 – JAN 2013. Black spots continue to be San Hui Market area and other crowded Shopping Malls.

There were 68 Pickpocketing cases in Jan – Dec 2013, a decrease of 15% compared with 80 in Jan – Dec 2012.

There were 9 Pickpocketing cases in Jan 2014, a decrease of 25% compared with 12 in Jan 2013.

	Pickpocketing cases in Tuen Mun District													
	Jan	Feb	Mar	Apr	May	Jun	Jul	Aug	Sep	Oct	Nov	Dec	Total	Annual*
2014	9												9	-
2013	12	2	2	2	3	3	6	5	3	11	14	5	68	68

2012	7	14	8	12	6	5	5	2	3	5	2	8	77	80*
------	---	----	---	----	---	---	---	---	---	---	---	---	----	-----

**Adjusted figures from Statistic Office*

c) Shop Theft

There were 94 Shop Thefts in DEC 2013 – JAN 2014, a decrease of 19.7% compared with 117 cases in DEC 2012 – JAN 2013.

There were 568 Shop Thefts in Jan – Dec 2013, an increase of 0.5% compared with 565 cases in Jan – Dec 2012.

There were 44 Shop Thefts in Jan 2014, a decrease of 24.1% compared with 58 cases in Jan 2013.

d) Theft From Vehicle

There were 7 cases of Theft From Vehicle in DEC 2013 – JAN 2014, an increase of 16.7% compared with 6 cases in DEC 2012 – JAN 2013.

There were 53 cases of Theft From Vehicle in Jan – Dec 2013, a decrease of 27.4% compared with 73 in Jan – Dec 2012.

There were 2 cases of Theft From Vehicle in Jan 2014, an increase of 100% compared with one in Jan 2013.

e) Miscellaneous Thefts

There were 134 Miscellaneous Thefts in DEC 2013 – JAN 2014, a decrease of 21.6% compared with 171 cases in DEC 2012 – JAN 2013.

There were 835 Miscellaneous Thefts in Jan – Dec 2013, a decrease of 22.8% compared with 1,082 cases in Jan – Dec 2012.

There were 63 Miscellaneous Thefts in Jan 2014, a decrease of 20.3% compared with 79 cases in Jan 2013.

f) Missing Motor Vehicles

6 motor vehicles were reported missing in DEC 2013 – JAN 2014, an increase of 200% compared with 2 in DEC 2012 – JAN 2013.

Vehicles stolen between DEC 2013 – JAN 2014 included :

Vehicle Type	No. of vehicle	Located
Motorcycle	1	1
Private Car	2	2
Light Goods Vehicle	3	1
Public Light Bus	0	0
Taxi	0	0
Medium Goods Vehicle	0	0

42 motor vehicles were reported missing in Jan – Dec 2013, an increase of 100% compared with 21 in Jan – Dec 2012. The vehicles stolen were mainly taken from roadside and open-space carpark.

One motor vehicle was reported missing in Jan 2014, same as in Jan 2013.

6. **Deception**

Period	Total
DEC 2013 - JAN 2014	61
DEC 2012 - JAN 2013	45
Jan - Dec 2013	326
Jan – Dec 2012	339
Jan 2014	35
Jan 2013	29

- (1) There were 61 Deception cases in DEC 2013 - JAN 2014, an increase of 35.6% compared with 45 in DEC 2012 - JAN 2013.
- (2) There were 326 Deception cases in Jan - Dec 2013, a decrease of 3.8% compared with 339 in Jan - Dec 2012.
- (3) There were 35 Deception cases in Jan 2014, an increase of 20.7% compared with 29 in Jan 2013.

- (4) There were 28 Telephone Deception cases in DEC 2013 - JAN 2014, the usual method used by culprits were ‘pretending as victim’s relative or friend’ and ‘claiming to be detained due to involvement of vice activities or indebtedness’. There were 7 cases in which the culprits successfully deceived the victims and the total amount lost was HK\$329,267.
- (5) There were 108 Telephone Deception cases in Jan - Dec 2013, representing a decrease of 31 cases (-22.3%) when compared with 139 in Jan - Dec 2012.
- (6) There were 15 Telephone Deception cases in Jan 2014, representing an increase of 4 cases (+36.4%) when compared with 11 in Jan 2013.

2014	Telephone deception cases in Tuen Mun District												
	Jan	Feb	Mar	Apr	May	Jun	Jul	Aug	Sep	Oct	Nov	Dec	Total
Reported cases	15												15
Successful deceived	4												4

2013	Telephone deception cases in Tuen Mun District												
	Jan	Feb	Mar	Apr	May	Jun	Jul	Aug	Sep	Oct	Nov	Dec	Total
Reported cases	11	3	8	8	3	3	5	20	5	18	11	13	108
Successful deceived	5	1	4	2	0	1	2	4	2	6	6	3	36

2012	Telephone deception cases in Tuen Mun District												
	Jan	Feb	Mar	Apr	May	Jun	Jul	Aug	Sep	Oct	Nov	Dec	Total
Reported cases	8	22	13	13	12	13	13	8	12	7	12	6	139
Successful deceived	1	6	4	3	5	4	4	4	2	3	3	1	40

7. Triad Related Crime²

Period	Blackmail & Criminal Intimidation	Wounding & Serious Assault	Unlawful Society Offences	Others	Total
DEC 2013 - JAN 2014	1	7	0	5	13
DEC 2012 - JAN 2013	1	11	28	11	51
Jan - Dec 2013	9	52	15	43	119
Jan - Dec 2012	18	69	48	49	184
Jan 2014	0	5	0	1	6
Jan 2013	0	4	1	0	5

- (1) There were 13 Triad Related Crimes in DEC 2013 - JAN 2014, a decrease of 74.5% compared with 51 in DEC 2012 - JAN 2013.
- (2) There were 119 Triad Related Crimes in Jan - Dec 2013, a decrease of 35.3% compared with 184 in Jan - Dec 2012.
- (3) There were 6 Triad Related Crimes in Jan 2014, an increase of 20% compared with 5 in Jan 2013.

² Cases arising from triad activities or involving arrested persons who are of triad background are generally referred as triad related crimes. Triad-related crimes normally surface in the form of: Unlawful Society Offences, Wounding and Serious Assault, Blackmail, Criminal Intimidation, Arson and Criminal Damage etc.

8. Domestic Violence³

Period	Domestic Violence			Domestic ⁴ Incident
	Crime Cases	Miscellaneous Cases	Total	
DEC 2013 - JAN 2014	13	4	17	170
DEC 2012 - JAN 2013	17	7	24	199
Jan - Dec 2013	114	41	155	1,114
Jan – Dec 2012	133	68	201	1,071
Jan 2014	9	1	10	94
Jan 2013	6	3	9	102

- (1) 17 Domestic Violence cases were handled by the Police in DEC 2013 - JAN 2014, a decrease of 29.2% compared with 24 in DEC 2012 - JAN 2013. Of the 17 cases in DEC 2013 - JAN 2014, 13 were crime cases, a decrease of 23.5% compared with 17 crime cases in DEC 2012 - JAN 2013.
- (2) 155 Domestic Violence cases were handled by the Police in Jan - Dec 2013, a decrease of 22.9% compared with 201 in Jan - Dec 2012. Of the 155 cases in Jan - Dec 2013, 114 were crime cases, a decrease of 14.3% compared with 133 crime cases in Jan - Dec 2012.
- (3) 10 Domestic Violence cases were handled by the Police in Jan 2014, an increase of 11.1% compared with 9 in Jan 2013. Of the 10 cases in Jan 2014, 9 were crime cases, an increase of 50% compared with 6 crime cases in Jan 2013.
- (4) 170 Domestic Incident cases were handled by the Police in DEC 2013 - JAN 2014, a decrease of 14.6% compared with 199 in DEC 2012 - JAN 2013.

³ For the purpose of police intervention, domestic violence is defined as any incident involving an assault, or a breach of the peace between parties who can generally be described as married or having a family relationship. This includes couples who are married, separated or divorced, and co-habitants or lovers having a lasting relationship. Miscellaneous cases refer to incidents of dispute, requests for Police assistance / investigation, etc. that involve a breach of the peace.

⁴ Domestic Incident refers to all cases of trouble, which have not developed into actual violence (e.g. requests for police assistance, drunkenness, etc.). This classification was introduced in January 2009 to facilitate identification of problem couples or partners for early intervention. Like other Domestic Violence categories, Domestic Incidents are included in the "Enhanced Central Domestic Violence Database" which has a system to alert investigating officer of cases of potential risk for early referral to Social Welfare Department for assistance. The existing definitions and handling procedures of Domestic Violence crime and miscellaneous cases remain unchanged.

- (5) 1,114 Domestic Incident cases were handled by the Police in Jan - Dec 2013, an increase of 4% compared with 1,071 in Jan - Dec 2012.
- (6) 94 Domestic Incident cases were handled by the Police in Jan 2014, a decrease of 7.8% compared with 102 in Jan 2013.

9. Youth Crime Arrest

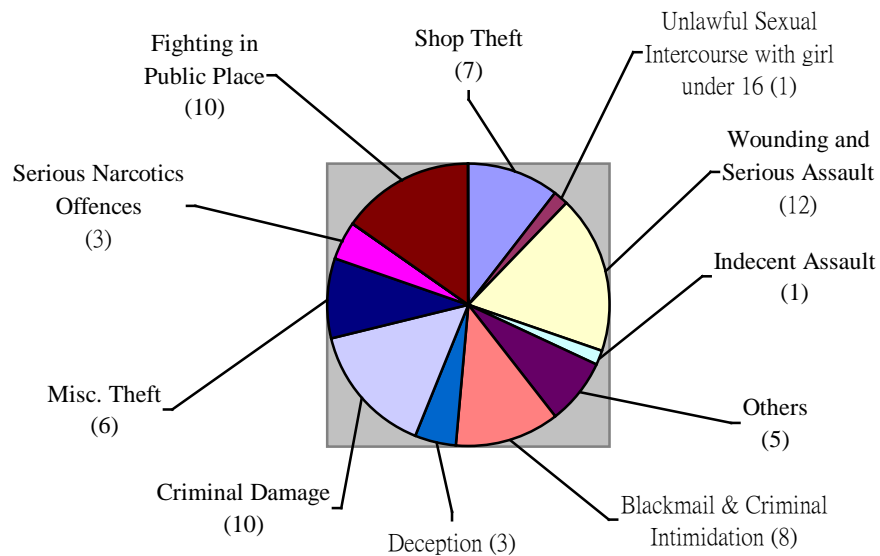
- a) Juveniles (aged 10-15)
- b) Young Persons (aged 16-20)

Number of Offenders Arrested for Crime

Period	Number of Offenders Arrested for Crime	Juveniles (Aged 10-15)	Young Persons (Aged 16-20)
DEC 2013 - JAN 2014	316	28	38
DEC 2012 - JAN 2013	412	31	58
Jan - Dec 2013	2,070	179	237
Jan - Dec 2012	2,345	224	336
Jan 2014	178	19	28
Jan 2013	152	13	10

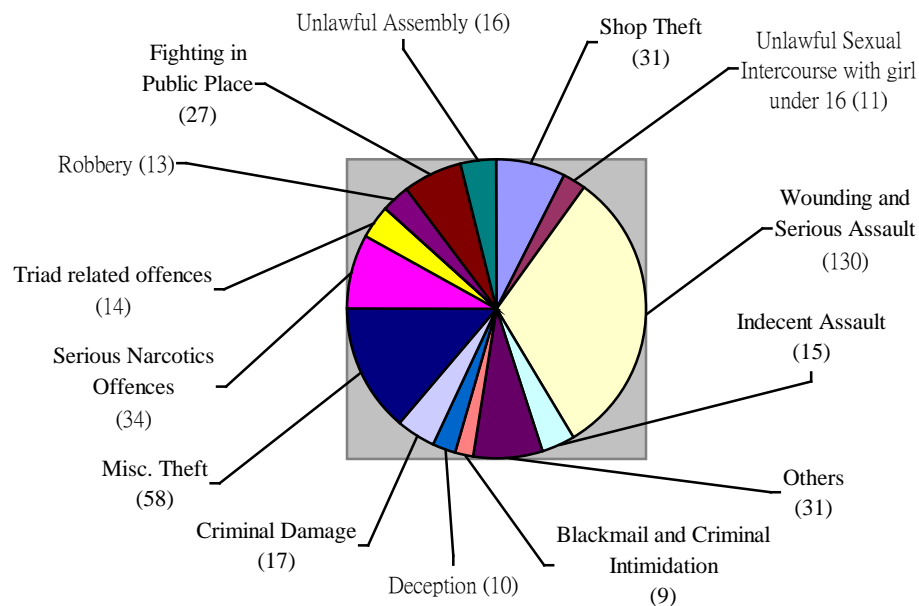
- (1) 316 offenders were arrested for crimes in DEC 2013 - JAN 2014, a decrease of 23.3% compared with 412 in DEC 2012 - JAN 2013.
- (2) 28 Juveniles (aged between 10 and 15) were arrested for crimes in DEC 2013 - JAN 2014, a decrease of 9.7% compared with 31 in DEC 2012 - JAN 2013. 38 Young Persons (aged between 16 and 20) were arrested for crimes in DEC 2013 - JAN 2014, a decrease of 34.5% compared with 58 in DEC 2012 - JAN 2013.

(3) Crimes Committed by Juvenile and Youth in Tuen Mun Police District in DEC 2013 – JAN 2014.



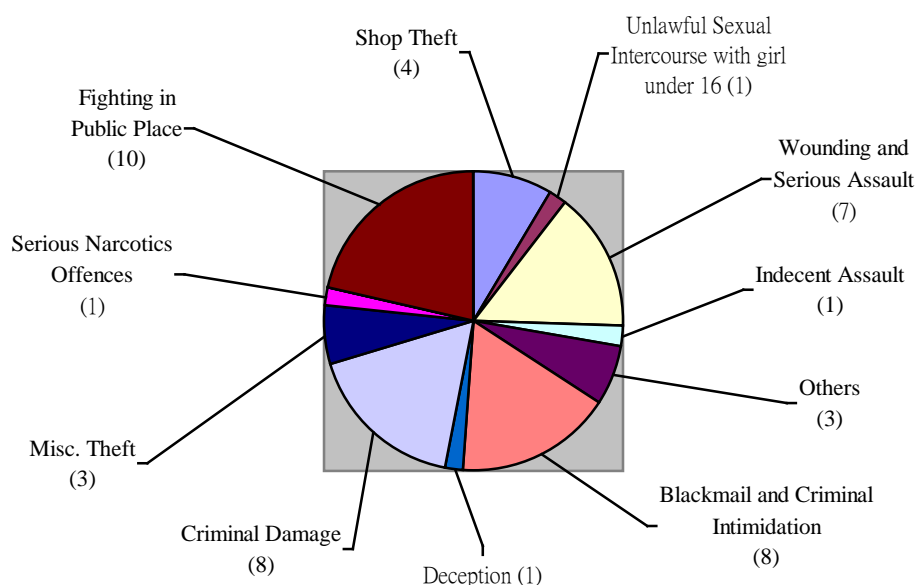
- (4) 2,070 offenders were arrested for crimes in Jan - Dec 2013, a decrease of 11.7% compared with 2,345 in Jan - Dec 2012.
- (5) 179 Juveniles (aged between 10 and 15) were arrested for crimes in Jan - Dec 2013, a decrease of 20.1% compared with 224 in Jan - Dec 2012. 237 Young Persons (aged between 16 and 20) were arrested for crimes in Jan - Dec 2013, a decrease of 29.5% compared with 336 in Jan - Dec 2012.

- (6) Crimes Committed by Juvenile and Youth in Tuen Mun Police District in Jan – Dec 2013.



- (7) 178 offenders were arrested for crimes in Jan 2014, an increase of 17.1% compared with 152 in Jan 2013.
- (8) 19 Juveniles (aged between 10 and 15) were arrested for crimes in Jan 2014, an increase of 46.2% compared with 13 in Jan 2013. 28 Young Persons (aged between 16 and 20) were arrested for crimes in Jan 2014, an increase of 180% compared with 10 in Jan 2013.

(9) Crimes Committed by Juvenile and Youth in Tuen Mun Police District in Jan 2014.



(10) The figures of Juveniles and Young offenders are not an indicator of the actual level of crimes involving juveniles and young persons, but only detected crimes known to involve juveniles and young persons.

III. OTHER CRIMES OF DISTRICT'S CONCERN

1. Debt Collection Related Crimes

Period	Total
DEC 2013 - JAN 2014	19
DEC 2012 - JAN 2013	14
Jan - Dec 2013	90
Jan - Dec 2012	141
Jan 2014	9
Jan 2013	4

(1) There were 19 Debt Collection Related Crimes in DEC 2013 - JAN 2014, representing an increase of 35.7% compared with 14 in DEC 2012 - JAN 2013.

- (2) There were 90 Debt Collection Related Crimes in Jan - Dec 2013, a decrease of 36.2% compared with 141 in Jan - Dec 2012.
- (3) There were 9 Debt Collection Related Crimes in Jan 2014, an increase of 125% compared with 4 in Jan 2013.

2. Indecent Assault

Period	Total
DEC 2013 - JAN 2014	12
DEC 2012 - JAN 2013	14
Jan - Dec 2013	105
Jan - Dec 2012	113
Jan 2014	8
Jan 2013	9

- (1) There were 12 Indecent Assault cases in DEC 2013 - JAN 2014, representing a decrease of 14.3% compared with 14 in DEC 2012 - JAN 2013. The majority of cases which were committed by strangers took place in the streets and inside LRT / West Rail compartments.
- (2) There were 105 Indecent Assault cases in Jan - Dec 2013, a decrease of 7.1% compared with 113 in Jan - Dec 2012.
- (3) There were 8 Indecent Assault cases in Jan 2014, a decrease of 11.1% compared with 9 in Jan 2013.

3. **Technology Crimes**⁵

Period	Total
DEC 2013 - JAN 2014	35
DEC 2012 - JAN 2013	16
Jan - Dec 2013	194
Jan – Dec 2012	138
Jan 2014	18
Jan 2013	9

- (1) There were 35 Technology Crimes in DEC 2013 - JAN 2014, an increase of 118.8% compared with 16 in DEC 2012 - JAN 2013. The increases in Technology Crimes were largely due to “Naked Chat” cases (+200%); “On-line Game” cases (+150%); and “On-line business fraud” cases (+85.7%).
- (2) There were 194 Technology Crimes in Jan - Dec 2013, an increase of 40.6% compared with 138 in Jan - Dec 2012.
- (3) There were 18 Technology Crimes in Jan 2014, an increase of 100% compared with 9 in Jan 2013.

IV. OTHER MATTERS OF INTEREST OR CASE HIGHLIGHTS

- Nil -

⁵ For ease of reference and in order to maintain accurate Force Statistics on cyber crime trends, technology crime offences are grouped into four main categories : (a) online game related offences; (b) unauthorized access to computer (e.g. computer hacking, Internet/email account abuse); (c) online business fraud (e.g. e-auction fraud, online shopping fraud, credit card misuse, etc); and (d) others (e.g. child pornography, sexual offences and criminal intimidation, etc).