

Tuen Mun District State of Crime Report for Tuen Mun District Council Meeting
Covering Period from December 2014 to January 2015
Submission by Tuen Mun Police District

I. GENERAL SITUATION

1. Overall Crime

Period	Total	Detection Rate (%)
DEC 2014 - JAN 2015	569	40.2%
DEC 2013 - JAN 2014	590	39.8%
Jan - Dec 2014	3,435	47.0%
Jan - Dec 2013	3,735	47.3%
Jan 2015	297	43.1%
Jan 2014	299	40.5%

- (1) There were 569 reported crimes in DEC 2014 - JAN 2015, a decrease of 3.6% compared with 590 in DEC 2013 - JAN 2014. The decrease was mainly due to the decrease in report of :

- Burglary (-19 / -57.6%);
- Debt Collection Related Crimes (-12 / -63.2%);
- Serious Narcotics Offences (-12 / -46.2%);
- Pickpocketing (-10 / -71.4%); and
- Miscellaneous Thefts (-10 / -7.5%).

Whilst the increase in cases reported were :

- Technology Crimes (+23 / +65.7%);
- Shop Theft (+17 / +18.1%);
- Triad Related Crimes (+9 / +69.2%); and
- Deception (+9 / +14.8%).

- (2) The detection rate in DEC 2014 - JAN 2015 was 40.2%, compared with 39.8% in DEC 2013 - JAN 2014.

- (3) There were 3,435 reported crimes in Jan - Dec 2014, a decrease of 8% compared with 3,735 in Jan - Dec 2013. The overall crime situation remains stable.
- (4) The detection rate in Jan - Dec 2014 was 47%, compared with 47.3% in Jan - Dec 2013.
- (5) When comparing Jan - Dec 2014 with Jan - Dec 2013, the decrease in reported crimes was mainly due to the decrease in report of :
- Violent Crime (-152 / -20.5%);
 - Wounding and Serious Assault (-106 / -25.8%);
 - Miscellaneous Thefts (-64 / -7.7%); and
 - Indecent Assault (-45 / -42.9%).

Whilst the increase in cases reported were :

- Technology Crimes (+118 / +60.8%);
 - Deception (+63 / +19.3%); and
 - Shop Theft (+11 / +1.9%).
- (6) There were 297 reported crimes in Jan 2015, a decrease of 0.7% compared with 299 in Jan 2014.
- (7) The detection rate in Jan 2015 was 43.1%, compared with 40.5% in Jan 2014.
- (8) When comparing Jan with the same period in 2014, the decrease in reported crimes was mainly due to the decrease in report of :
- Burglary (-13 / -61.9%);
 - Debt Collection Related Crimes (-7 / -77.8%);
 - Domestic Violence Crimes (-7 / -77.8%);
 - Pickpocketing (-6 / -66.7%); and
 - Miscellaneous Thefts (-6 / -9.5%).

Whilst the increase in cases reported were :

- Shop Theft (+27 / +61.4%);
- Technology Crimes (+11 / +61.1%); and
- Missing Motor Vehicles (+4 / +400%).

Please see the crime statistics table attached.

2. **Violent Crime**¹

Period	Total	Detection Rate (%)
DEC 2014 - JAN 2015	82	51.2%
DEC 2013 - JAN 2014	84	51.2%
Jan - Dec 2014	591	63.3%
Jan – Dec 2013	743	65.7%
Jan 2015	41	58.5%
Jan 2014	45	64.4%

- (1) There were 82 Violent Crimes in DEC 2014 - JAN 2015, a decrease of 2.4% compared with 84 in DEC 2013 - JAN 2014.
- (2) The detection rate in DEC 2014 - JAN 2015 was 51.2%, same as in DEC 2013 - JAN 2014.
- (3) There were 591 Violent Crimes in Jan - Dec 2014, a decrease of 20.5% compared with 743 in Jan - Dec 2013.
- (4) The detection rate in Jan - Dec 2014 was 63.3%, compared with 65.7% in Jan - Dec 2013.
- (5) There were 41 Violent Crimes in Jan 2015, a decrease of 8.9% compared with 45 in Jan 2014.
- (6) The detection rate in Jan 2015 was 58.5%, compared with 64.4% in Jan 2014.

¹ Includes homicide, rape, indecent assault, wounding, serious assault, robbery, kidnapping, blackmail, criminal intimidation and arson.

3. Homicide²

Period	Total
DEC 2014 - JAN 2015	0
DEC 2013 - JAN 2014	0
Jan - Dec 2014	1
Jan – Dec 2013	0
Jan 2015	0
Jan 2014	0

- (1) There was no case of Homicide in DEC 2014 - JAN 2015, same as in DEC 2013 - JAN 2014.
- (2) There was one case of Homicide in Jan - Dec 2014, no report in Jan - Dec 2013.
- (3) There was no case of Homicide in Jan 2015, same as in Jan 2014.

II. SELECTED KEY CRIMES

1. All Robbery

Period	Total
DEC 2014 - JAN 2015	3
DEC 2013 - JAN 2014	2
Jan - Dec 2014	16
Jan – Dec 2013	25
Jan 2015	0
Jan 2014	0

- (1) There were 3 Robberies in DEC 2014 - JAN 2015, representing an increase of 50% compared with 2 in DEC 2013 - JAN 2014.

² Belongs to a type of violent crime.

- (2) All 3 cases were street robberies.
- (3) Overall there were 16 Robberies in Jan - Dec 2014, a decrease of 36% compared with 25 in Jan - Dec 2013.
- (4) There was no Robbery in Jan 2015, same as in Jan 2014.
- (5) Most of the stolen properties were mobile phones and handbags.

2. **Burglary**

Period	Total
DEC 2014 - JAN 2015	14
DEC 2013 - JAN 2014	33
Jan - Dec 2014	114
Jan - Dec 2013	132
Jan 2015	8
Jan 2014	21

- (1) There were 14 Burglaries in DEC 2014 - JAN 2015, a decrease of 57.6% compared with 33 in DEC 2013 - JAN 2014.
- (2) There were 114 Burglaries in Jan - Dec 2014, a decrease of 13.6% compared with 132 in Jan - Dec 2013.
- (3) There were 8 Burglaries in Jan 2015, a decrease of 61.9% compared with 21 in Jan 2014.

(4) Types of premises burgled between DEC 2014 - JAN 2015 : -

Premises Types	Tuen Mun Division	Castle Peak Division	Tuen Mun District
Village house	3	2	5
Public Estate/HOS	2	1	3
Private residential	2	-	2
Shop/Restaurant/Market	1	-	1
Commercial/Industrial	1	-	1
Others	2	-	2
Total	11	3	14

3. Wounding and Serious Assault

Period	Total
DEC 2014 - JAN 2015	45
DEC 2013 - JAN 2014	40
Jan - Dec 2014	305
Jan - Dec 2013	411
Jan 2015	22
Jan 2014	26

(1) There were 45 Wounding and Serious Assault cases in DEC 2014 - JAN 2015, an increase of 12.5% compared with 40 in DEC 2013 - JAN 2014.

(2) Breakdown by causes of Wounding and Serious Assault for DEC 2014 - JAN 2015 : -

Period	Domestic / Family Violence	Triad Related	Minor Dispute	Unknown	Drunk / Emotion	Others	Total
DEC 2014 - JAN 2015	7	8	21	9	0	0	45
DEC 2013 - JAN 2014	9	7	16	1	4	3	40

(3) There were 305 Wounding and Serious Assault cases in Jan - Dec 2014, a decrease of 25.8% compared with 411 in Jan - Dec 2013.

- (4) There were 22 Wounding and Serious Assault cases in Jan 2015, a decrease of 15.4% compared with 26 in Jan 2014.

4. Serious Narcotics Offences

Period	Total
DEC 2014 - JAN 2015	14
DEC 2013 - JAN 2014	26
Jan - Dec 2014	112
Jan - Dec 2013	156
Jan 2015	9
Jan 2014	11

Offenders Arrested for Serious Narcotics Offences

Period	Offenders Arrested for Serious Narcotics Offences		
	Total	Juveniles (Aged 10 - 15)	Young Persons (Aged 16 - 20)
DEC 2014 - JAN 2015	16	2	6
DEC 2013 - JAN 2014	30	0	3
Jan - Dec 2014	135	3	12
Jan - Dec 2013	191	4	30
Jan 2015	11	2	5
Jan 2014	14	0	1

- (1) There were 14 cases of Serious Narcotics Offences in DEC 2014 - JAN 2015, a decrease of 46.2% compared with 26 in DEC 2013 - JAN 2014.
- (2) There were 11 cases of Serious Narcotics Offences involving Psychotropic substances, a decrease of 50% compared with 22 cases in DEC 2013 - JAN 2014.

- (3) In DEC 2014 - JAN 2015, cases involving Heroin and Psychotropic substances accounted for 21.4% and 78.6% respectively of all Serious Narcotics Offences, compared to 15.4% and 84.6% respectively in DEC 2013 - JAN 2014.
- (4) Ketamine is still the most popular drug of seizure.
- (5) 16 offenders were arrested for Serious Narcotics Offences in DEC 2014 - JAN 2015, a decrease of 46.7% compared with 30 in DEC 2013 - JAN 2014.
- (6) 2 Juveniles (aged between 10 and 15) were arrested for Serious Narcotics Offences in DEC 2014 - JAN 2015, but none in DEC 2013 - JAN 2014. 6 Young Persons (aged between 16 and 20) were arrested for Serious Narcotics Offences in DEC 2014 - JAN 2015, an increase of 100% compared with 3 in DEC 2013 - JAN 2014.
- (7) There were 112 cases of Serious Narcotics Offences in Jan - Dec 2014, a decrease of 28.2% compared with 156 in Jan - Dec 2013.
- (8) 135 offenders were arrested for Serious Narcotics Offences in Jan - Dec 2014, a decrease of 29.3% compared with 191 in Jan - Dec 2013.
- (9) 3 Juveniles (aged between 10 and 15) were arrested for Serious Narcotics Offences in Jan - Dec 2014, a decrease of 25% compared with 4 in Jan - Dec 2013. 12 Young Persons (aged between 16 and 20) were arrested for Serious Narcotics Offences in Jan - Dec 2014, a decrease of 60% compared with 30 in Jan - Dec 2013.
- (10) There were 9 cases of Serious Narcotics Offences in Jan 2015, a decrease of 18.2% compared with 11 in Jan 2014.
- (11) 11 offenders were arrested for Serious Narcotics Offences in Jan 2015, a decrease of 21.4% compared with 14 in Jan 2014.
- (12) 2 Juveniles (aged between 10 and 15) were arrested for Serious Narcotics Offences in Jan 2015, but none in Jan 2014. 5 Young Person (aged between 16 and 20) were arrested for Serious Narcotics Offences in Jan 2015, an increase of 400% compared with 1 in Jan 2014.

5. Theft Related Offences

- a) Snatching
- b) Pickpocketing
- c) Shop Theft
- d) Miscellaneous Theft
- e) Theft from Vehicle
- f) Missing Motor Vehicles

Period	Snatching	Pickpocketing	Shop Theft	Theft from Vehicle	Miscellaneous Thefts	Missing Motor Vehicles
DEC 2014 – JAN 2015	2	4	111	4	124	7
DEC 2013 – JAN 2014	6	14	94	7	134	6
Jan – Dec 2014	13	48	579	48	771	26
Jan – Dec 2013	22	68	568	53	835	42
Jan 2015	2	3	71	1	57	5
Jan 2014	1	9	44	2	63	1

a) Snatching

There were 2 Snatching cases in DEC 2014 – JAN 2015, a decrease of 66.7% compared with 6 in DEC 2013 – JAN 2014.

There were 13 Snatching cases in Jan – Dec 2014, a decrease of 40.9% compared with 22 in Jan – Dec 2013.

There were 2 Snatching cases in Jan 2015, an increase of 100% compared with 1 in Jan 2014.

b) Pickpocketing

There were 4 Pickpocketing cases in DEC 2014 – JAN 2015, a decrease of 71.4% compared with 14 in DEC 2013 – JAN 2014. Black spots continue to be San Hui Market area and other crowded Shopping Malls.

There were 48 Pickpocketing cases in Jan – Dec 2014, a decrease of 29.4% compared with 68 in Jan – Dec 2013.

There were 3 Pickpocketing cases in Jan 2015, a decrease of 66.7% compared with 9 in Jan 2014.

	Pickpocketing cases in Tuen Mun District													
	Jan	Feb	Mar	Apr	May	Jun	Jul	Aug	Sep	Oct	Nov	Dec	Total	Annual*
2015	3												3	-
2014	9	9	6	5	2	2	2	2	6	1	3	1	48	48
2013	12	2	2	2	3	3	6	5	3	11	14	5	68	68

**Adjusted figures from Statistic Office*

c) Shop Theft

There were 111 Shop Thefts in DEC 2014 – JAN 2015, an increase of 18.1% compared with 94 cases in DEC 2013 – JAN 2014.

There were 579 Shop Thefts in Jan – Dec 2014, an increase of 1.9% compared with 568 cases in Jan – Dec 2013.

There were 71 Shop Thefts in Jan 2015, an increase of 61.4% compared with 44 cases in Jan 2014.

d) Theft From Vehicle

There were 4 cases of Theft From Vehicle in DEC 2014 – JAN 2015, a decrease of 42.9% compared with 7 cases in DEC 2013 – JAN 2014.

There were 48 cases of Theft From Vehicle in Jan – Dec 2014, a decrease of 9.4% compared with 53 in Jan – Dec 2013.

There was 1 case of Theft From Vehicle in Jan 2015, a decrease of 50% compared with 2 in Jan 2014.

e) Miscellaneous Thefts

There were 124 Miscellaneous Thefts in DEC 2014 – JAN 2015, a decrease of 7.5% compared with 134 cases in DEC 2013 – JAN 2014.

There were 771 Miscellaneous Thefts in Jan – Dec 2014, a decrease of 7.7% compared with 835 cases in Jan – Dec 2013.

There were 57 Miscellaneous Thefts in Jan 2015, a decrease of 9.5% compared with 63 cases in Jan 2014.

f) Missing Motor Vehicles

7 motor vehicles were reported missing in DEC 2014 – JAN 2015, an increase of 16.7% compared with 6 in DEC 2013 – JAN 2014.

Vehicles stolen between DEC 2014 – JAN 2015 included :

Vehicle Type	No. of vehicle	Located
Private Car	3	1
Light Goods Vehicle	4	-

26 motor vehicles were reported missing in Jan – Dec 2014, a decrease of 38.1% compared with 42 in Jan – Dec 2013. The vehicles stolen were mainly taken from roadside.

5 motor vehicles were reported missing in Jan 2015, an increase of 400% compared with 1 in Jan 2014.

6. Deception

Period	Total
DEC 2014 - JAN 2015	70
DEC 2013 - JAN 2014	61
Jan - Dec 2014	389
Jan – Dec 2013	326
Jan 2015	37
Jan 2014	35

- (1) There were 70 Deception cases in DEC 2014 - JAN 2015, an increase of 14.8% compared with 61 in DEC 2013 - JAN 2014.
- (2) There were 389 Deception cases in Jan - Dec 2014, an increase of 19.3% compared with 326 in Jan - Dec 2013.

- (3) There were 37 Deception cases in Jan 2015, an increase of 5.7% compared with 35 in Jan 2014.
- (4) There were 17 Telephone Deception cases in DEC 2014 - JAN 2015, the usual method used by culprits were ‘pretending as victim’s relative or friend’ and ‘claiming to be detained due to involvement of vice activities or indebtedness’. There were 4 cases in which the culprits successfully deceived the victims and the total amount lost was HK\$362,117.
- (5) There were 113 Telephone Deception cases in Jan - Dec 2014, representing an increase of 5 cases (+4.6%) when compared with 108 in Jan - Dec 2013.
- (6) There were 9 Telephone Deception cases in Jan 2015, representing a decrease of 6 cases (-40%) when compared with 15 in Jan 2014.

2015	Telephone deception cases in Tuen Mun District												
	Jan	Feb	Mar	Apr	May	Jun	Jul	Aug	Sep	Oct	Nov	Dec	Total
Reported cases	9												9
Successful deceived	2												2

2014	Telephone deception cases in Tuen Mun District												
	Jan	Feb	Mar	Apr	May	Jun	Jul	Aug	Sep	Oct	Nov	Dec	Total
Reported cases	15	12	9	13	9	14	10	10	3	5	5	8	113
Successful deceived	4	3	1	4	0	5	3	1	0	2	2	2	27

2013	Telephone deception cases in Tuen Mun District												
	Jan	Feb	Mar	Apr	May	Jun	Jul	Aug	Sep	Oct	Nov	Dec	Total
Reported cases	11	3	8	8	3	3	5	20	5	18	11	13	108
Successful deceived	5	1	4	2	0	1	2	4	2	6	6	3	36

7. Triad Related Crime²

Period	Blackmail & Criminal Intimidation	Wounding & Serious Assault	Unlawful Society Offences	Others	Total
DEC 2014 - JAN 2015	0	8	12	2	22
DEC 2013 - JAN 2014	1	7	0	5	13
Jan - Dec 2014	5	41	29	27	102
Jan - Dec 2013	9	52	15	43	119
Jan 2015	0	4	1	1	6
Jan 2014	0	5	0	1	6

- (1) There were 22 Triad Related Crimes in DEC 2014 - JAN 2015, an increase of 69.2% compared with 13 in DEC 2013 - JAN 2014.
- (2) There were 102 Triad Related Crimes in Jan - Dec 2014, a decrease of 14.3% compared with 119 in Jan - Dec 2013.
- (3) There were 6 Triad Related Crimes in Jan 2015, same as in Jan 2014.

² Cases arising from triad activities or involving arrested persons who are of triad background are generally referred as triad related crimes. Triad-related crimes normally surface in the form of: Unlawful Society Offences, Wounding and Serious Assault, Blackmail, Criminal Intimidation, Arson and Criminal Damage etc.

8. Domestic Violence³

Period	Domestic Violence			Domestic ⁴ Incident
	Crime Cases	Miscellaneous Cases	Total	
DEC 2014 - JAN 2015	7	6	13	167
DEC 2013 - JAN 2014	13	4	17	170
Jan - Dec 2014	95	42	137	895
Jan - Dec 2013	114	41	155	1,114
Jan 2015	2	1	3	85
Jan 2014	9	1	10	94

- (1) 13 Domestic Violence cases were handled by the Police in DEC 2014 - JAN 2015, a decrease of 23.5% compared with 17 in DEC 2013 - JAN 2014. Of the 13 cases in DEC 2014 - JAN 2015, 7 were crime cases, a decrease of 46.2% compared with 13 crime cases in DEC 2013 - JAN 2014.
- (2) 137 Domestic Violence cases were handled by the Police in Jan - Dec 2014, a decrease of 11.6% compared with 155 in Jan - Dec 2013. Of the 137 cases in Jan - Dec 2014, 95 were crime cases, a decrease of 16.7% compared with 114 crime cases in Jan - Dec 2013.
- (3) 3 Domestic Violence cases were handled by the Police in Jan 2015, a decrease of 70% compared with 10 in Jan 2014. Of the 3 cases in Jan 2015, 2 were crime cases, a decrease of 77.8% compared with 9 crime cases in Jan 2014.
- (4) 167 Domestic Incident cases were handled by the Police in DEC 2014 - JAN 2015, a decrease of 1.8% compared with 170 in DEC 2013 - JAN 2014.

³ For the purpose of police intervention, domestic violence is defined as any incident involving an assault, or a breach of the peace between parties who can generally be described as married or having a family relationship. This includes couples who are married, separated or divorced, and co-habitants or lovers having a lasting relationship. Miscellaneous cases refer to incidents of dispute, requests for Police assistance / investigation, etc. that involve a breach of the peace.

⁴ Domestic Incident refers to all cases of trouble, which have not developed into actual violence (e.g. requests for police assistance, drunkenness, etc.). This classification was introduced in January 2009 to facilitate identification of problem couples or partners for early intervention. Like other Domestic Violence categories, Domestic Incidents are included in the "Enhanced Central Domestic Violence Database" which has a system to alert investigating officer of cases of potential risk for early referral to Social Welfare Department for assistance. The existing definitions and handling procedures of Domestic Violence crime and miscellaneous cases remain unchanged.

(5) 895 Domestic Incident cases were handled by the Police in Jan - Dec 2014, a decrease of 19.7% compared with 1,114 in Jan - Dec 2013.

(6) 85 Domestic Incident cases were handled by the Police in Jan 2015, a decrease of 9.6% compared with 94 in Jan 2014.

9. Youth Crime Arrest

- a) Juveniles (aged 10-15)
- b) Young Persons (aged 16-20)

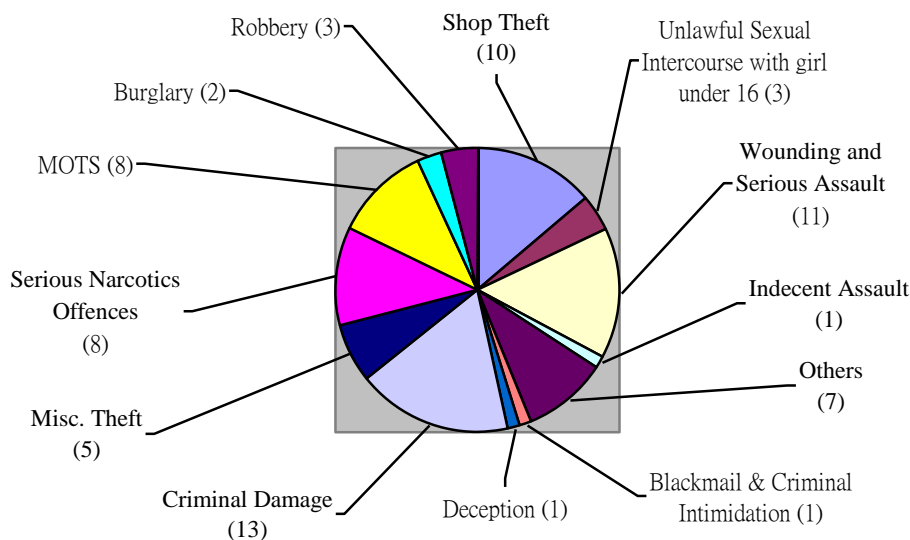
Number of Offenders Arrested for Crime

Period	Number of Offenders Arrested for Crime	Juveniles (Aged 10-15)	Young Persons (Aged 16-20)
DEC 2014 - JAN 2015	281	39	34
DEC 2013 - JAN 2014	316	28	38
Jan - Dec 2014	1,784	132	178
Jan - Dec 2013	2,070	179	237
Jan 2015	156	17	19
Jan 2014	178	19	28

(1) 281 offenders were arrested for crimes in DEC 2014 - JAN 2015, a decrease of 11.1% compared with 316 in DEC 2013 - JAN 2014.

(2) 39 Juveniles (aged between 10 and 15) were arrested for crimes in DEC 2014 - JAN 2015, an increase of 39.3% compared with 28 in DEC 2013 - JAN 2014. 34 Young Persons (aged between 16 and 20) were arrested for crimes in DEC 2014 - JAN 2015, a decrease of 10.5% compared with 38 in DEC 2013 - JAN 2014.

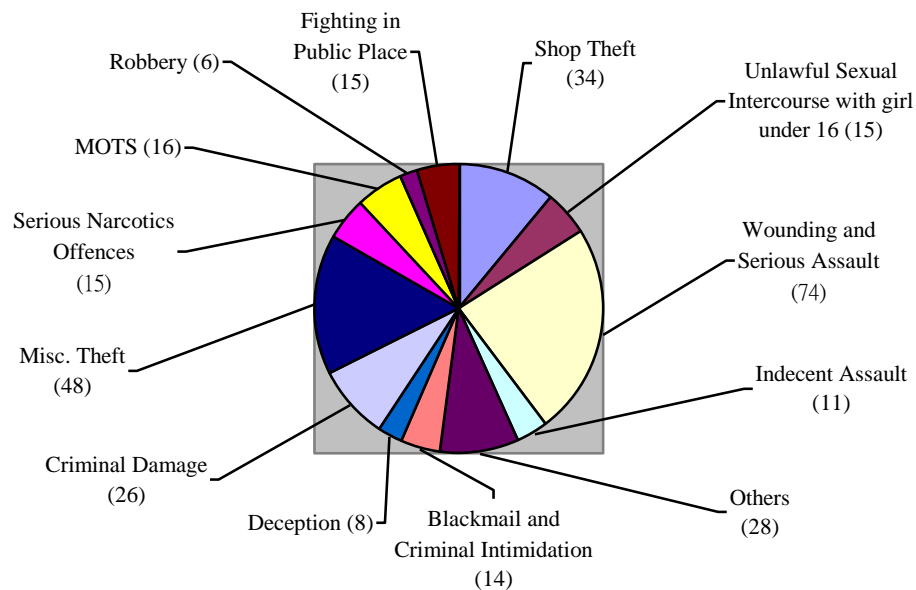
(3) Crimes Committed by Juvenile and Youth in Tuen Mun Police District in DEC 2014 – JAN 2015.



(4) 1,784 offenders were arrested for crimes in Jan - Dec 2014, a decrease of 13.8% compared with 2,070 in Jan - Dec 2013.

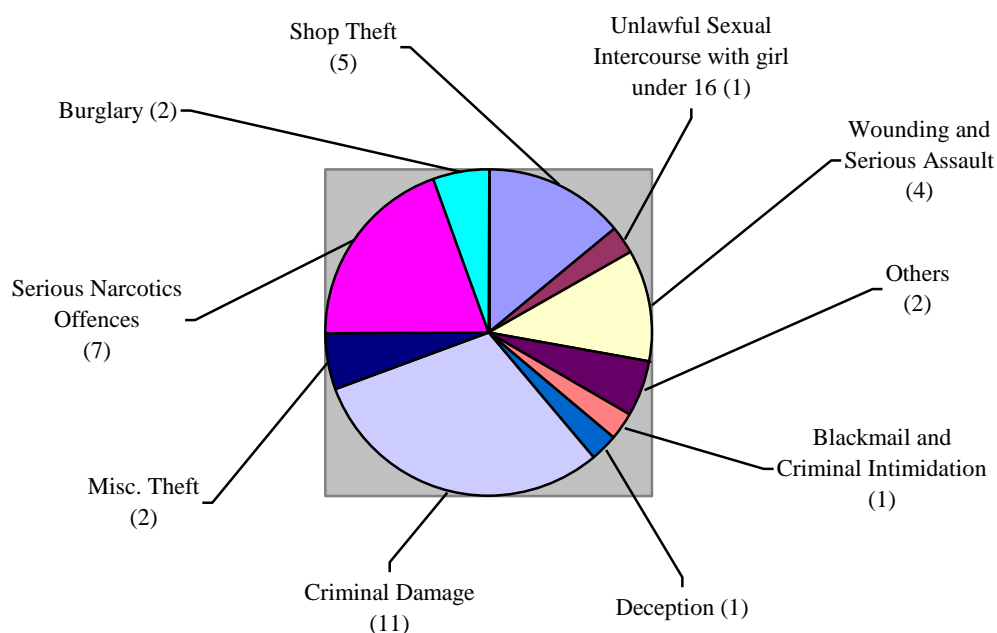
(5) 132 Juveniles (aged between 10 and 15) were arrested for crimes in Jan - Dec 2014, a decrease of 26.3% compared with 179 in Jan - Dec 2013. 178 Young Persons (aged between 16 and 20) were arrested for crimes in Jan - Dec 2014, a decrease of 24.9% compared with 237 in Jan - Dec 2013.

- (6) Crimes Committed by Juvenile and Youth in Tuen Mun Police District in Jan – Dec 2014.



- (7) 156 offenders were arrested for crimes in Jan 2015, a decrease of 12.4% compared with 178 in Jan 2014.
- (8) 17 Juveniles (aged between 10 and 15) were arrested for crimes in Jan 2015, a decrease of 10.5% compared with 19 in Jan 2014. 19 Young Persons (aged between 16 and 20) were arrested for crimes in Jan 2015, a decrease of 32.1% compared with 28 in Jan 2014.

(9) Crimes Committed by Juvenile and Youth in Tuen Mun Police District in Jan 2015.



(10) The figures of Juveniles and Young offenders are not an indicator of the actual level of crimes involving juveniles and young persons, but only detected crimes known to involve juveniles and young persons.

III. OTHER CRIMES OF DISTRICT'S CONCERN

1. Debt Collection Related Crimes

Period	Total
DEC 2014 - JAN 2015	7
DEC 2013 - JAN 2014	19
Jan - Dec 2014	89
Jan - Dec 2013	90
Jan 2015	2
Jan 2014	9

(1) There were 7 Debt Collection Related Crimes in DEC 2014 - JAN 2015, representing a decrease of 63.2% compared with 19 in DEC 2013 - JAN 2014.

- (2) There were 89 Debt Collection Related Crimes in Jan - Dec 2014, a decrease of 1.1% compared with 90 in Jan - Dec 2013.
- (3) There were 2 Debt Collection Related Crimes in Jan 2015, a decrease of 77.8% compared with 9 in Jan 2014.

2. Indecent Assault

Period	Total
DEC 2014 - JAN 2015	4
DEC 2013 - JAN 2014	12
Jan - Dec 2014	60
Jan - Dec 2013	105
Jan 2015	3
Jan 2014	8

- (1) There were 4 Indecent Assault cases in DEC 2014 - JAN 2015, representing a decrease of 66.7% compared with 12 in DEC 2013 - JAN 2014.
- (2) There were 60 Indecent Assault cases in Jan - Dec 2014, a decrease of 42.9% compared with 105 in Jan - Dec 2013.
- (3) There were 3 Indecent Assault cases in Jan 2015, a decrease of 62.5% compared with 8 in Jan 2014.

3. Technology Crimes⁵

Period	Total
DEC 2014 - JAN 2015	58
DEC 2013 - JAN 2014	35
Jan - Dec 2014	312
Jan – Dec 2013	194
Jan 2015	29
Jan 2014	18

- (1) There were 58 Technology Crimes in DEC 2014 - JAN 2015, an increase of 65.7% compared with 35 in DEC 2013 - JAN 2014. The increases in Technology Crimes were largely due to “Unauthorised Access to Computer” cases (+700%); and “On-line business fraud” cases (+69.2%).
- (2) There were 312 Technology Crimes in Jan - Dec 2014, an increase of 60.8% compared with 194 in Jan - Dec 2013.
- (3) There were 29 Technology Crimes in Jan 2015, an increase of 61.1% compared with 18 in Jan 2014.

IV. OTHER MATTERS OF INTEREST OR CASE HIGHLIGHTS

- Nil -

⁵ For ease of reference and in order to maintain accurate Force Statistics on cyber crime trends, technology crime offences are grouped into four main categories : (a) online game related offences; (b) unauthorized access to computer (e.g. computer hacking, Internet/email account abuse); (c) online business fraud (e.g. e-auction fraud, online shopping fraud, credit card misuse, etc); and (d) others (e.g. child pornography, sexual offences and criminal intimidation, etc).